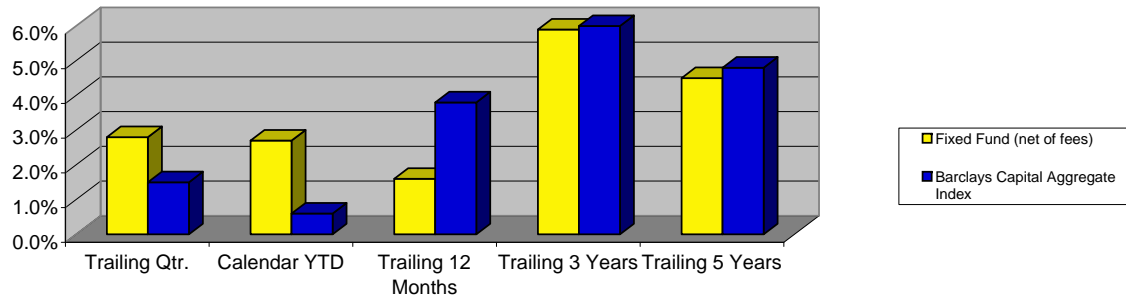




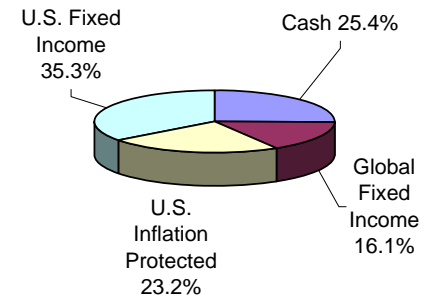
# FIXED FUND

As of 4-30-2009

**Portfolio Performance (%)**

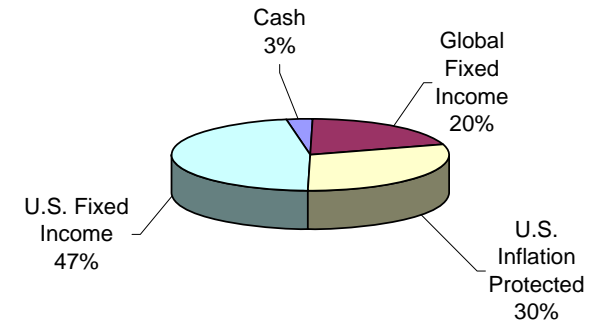


**Asset Allocation - Actual**



<i>Investment Returns (%)</i>	<i>Trailing Qtr.</i>	<i>Trailing</i>			
		<i>Calendar YTD</i>	<i>12 Months</i>	<i>3 Years</i>	<i>5 Years</i>
Fixed Fund (net of fees)	2.8%	2.7%	1.6%	5.9%	4.5%
Barclays Capital Aggregate Index	1.5%	0.6%	3.8%	6.0%	4.8%

**Asset Allocation Policy**



<i>Allocations By Manager</i>	<i>Investment Style</i>	<i>FMV \$</i>	<i>Actual %</i>	<i>Target %</i>
Short Term Fund	Cash	110,937	25.4%	3%
Templeton Global Bond Fund	Global Fixed Income	70,232	16.1%	20%
Vanguard TIPS Fund	U.S. Inflation Protected	101,520	23.2%	30%
Pimco Total Return III	U.S. Fixed Income	154,082	35.3%	47%
<b>Total</b>		<b>436,771</b>	<b>100.0%</b>	<b>100.0%</b>