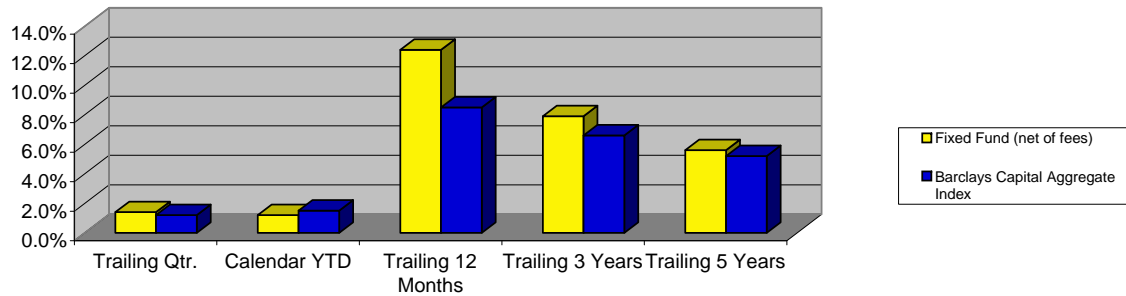




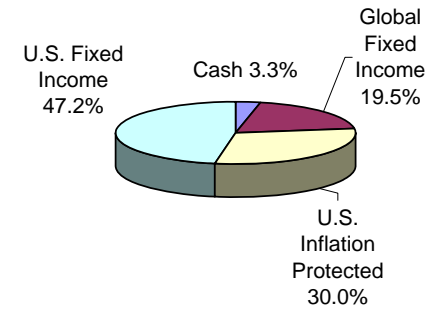
# FIXED FUND

As of 1-31-2010

**Portfolio Performance (%)**

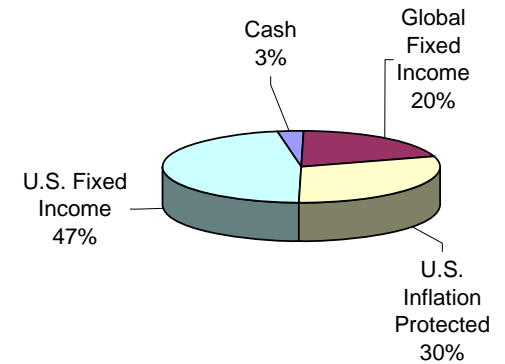


**Asset Allocation - Actual**



<i>Investment Returns (%)</i>	<i>Trailing Qtr.</i>	<i>Calendar YTD</i>	<i>Trailing 12 Months</i>	<i>Trailing 3 Years</i>	<i>Trailing 5 Years</i>
Fixed Fund (net of fees)	1.4%	1.2%	12.4%	7.9%	5.6%
Barclays Capital Aggregate Index	1.2%	1.5%	8.5%	6.6%	5.2%

**Asset Allocation Policy**



<i>Allocations By Manager</i>	<i>Investment Style</i>	<i>FMV \$</i>	<i>Actual %</i>	<i>Target %</i>
Short Term Fund	Cash	39,862	3.3%	3%
Templeton Global Bond Fund	Global Fixed Income	232,185	19.5%	20%
Vanguard TIPS Fund	U.S. Inflation Protected	357,908	30.0%	30%
Pimco Total Return III	U.S. Fixed Income	563,275	47.2%	47%
<b>Total</b>		<b>1,193,230</b>	<b>100.0%</b>	<b>100.0%</b>